


Ocean Maze

1A

Find your way from one side of the ocean to the other. Wherever you go, God is with you!

Bonus: How many fish can you find?



God Is with Me




1B

Color the black and white scenes. Then choose a token for each player. On your turn, flip a coin. Move 1 space for tails or 2 for heads. When you get to a place, say:

God is with me at the park!
God is with me on the path!

God is with me at the store!
God is with me at my church!


When you get to the end, say:
God is with me everywhere!



A Love that Lasts Forever

2A

God loves you with a love that lasts forever! Start at the star and draw a line to connect the numbers 1 to 5 to complete the heart.






Words of Promise





2B

God made a promise to bring the people home. Write down the first letter of each pictured item on the blank line to see what that would mean to them.

Jeremiah told the people that God had plans to gather them home, plans that would bring them . . .




and



A Special Name

3A


Jesus had a special name, just like you! Find your way through the maze of Jesus' name.



A Special Message

Use the code to discover a message about a very special baby.











Code



Come to Jesus!

Draw lines from each child to Jesus. Sing these words to the tune of “Row, Row, Row Your Boat”:

**Child-ren, children come.
Come to Jesus now.
He will love and care for you.
Come to Jesus now.**



I Am Special!


Each person is made in a special way. Draw lines to match each child with the close-up part of their body.



Many People, One Church

5A

The church is made of many people. Use crayons to add color to these people. Then draw yourself and people you know in the blank circles. Optional: glue bits of string or yarn to add hair to these people. Fasten the “hair” with glue or tape.



Use Your Gifts

5B

Circle the picture in each row that shows a child using their God-given gifts.

**I can
show love.**



**I can be
cheerful.**



**I can
give.**




**I can
help.**



Tracing the Stars

6A

God created the stars and calls them by name! Trace the stars using your favorite colors.



Isaiah 40 Crossword

6B

Use the clues and word box to help you fill in the crossword puzzle.


Down

1. Fly like an  .


2. Look up at the  .

Across


2. God calls each  by name.




Word box



star



sky




eagle

Shelter Shapes



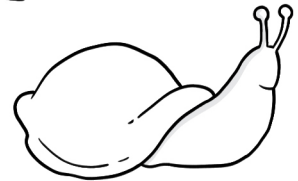

7A

What are things that shelter and protect us from the sun, wind, and rain?
Trace the dotted lines and color the pictures to find out.




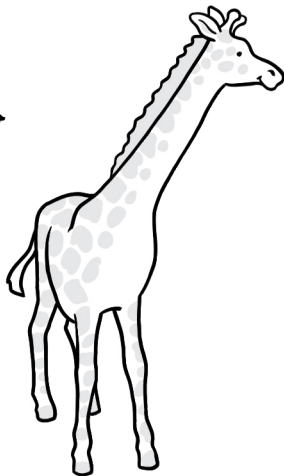



***Live in God's shelter.
Trust in God's safe place for you.***

Can you find the birds? Draw a line around each bird you find. How many are there? Color the birds.




**God is
like a
mother
bird!**



Bird and Flower

8A


Use dabbers and paint or crayons to color the bird and flower.
God cares for each one—and for you!



Don't Worry About Clothes!

8B

Color the robe as you roll a die. Add the design that matches the number to one of the robe sections using crayons. Roll again and add the next design to a different section. *Option:* Choose which designs to use or design your own.
















1 	2 	3 	4 	5 	6 
					
wavy	dots	horizontal lines	big dots	vertical lines	solid

Illustration by Dana Regan

Grapes on a Vine

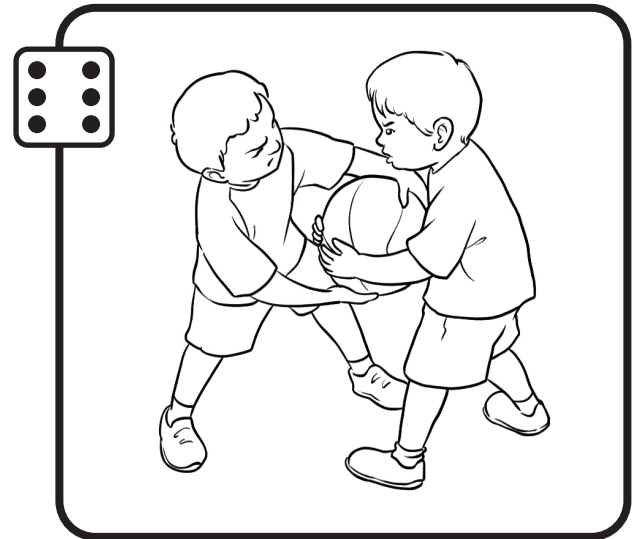





9A

Color in the fruit on the vine with a crayon or a dabber.



Kindness Game









Roll a die. Look at the picture that goes with the number you rolled. How could you be kind to someone in this situation?



Thank You, God!

10A


Color things that you are thankful for!



Let's Share!









10B

Gather some items in a cup, such as coins, pebbles, buttons, or dried beans. Shake them out onto the large basket. Then divide the items fairly between all three children's baskets.



Lead the Sheep

Pretend to be a shepherd. Draw lines to lead each sheep on the left side to one of the places on the right side. Lead one sheep to water, one sheep to the grassy field, and one sheep to the sheepfold. Go between the mountains each time.




Illustrations by Len Epstein

A Safe Place

11B

*You, Lord, are my shepherd. I will never be in need.
You let me rest in fields of green grass.
You lead me to streams of peaceful water, and you refresh my life.*

—Psalm 23:1–3a (CEV)




Draw a safe place for sheep. Do not forget fields of green grass and streams of water.



Draw a picture of where you can rest and feel peace.

Find the Sheep


Help the shepherd gather all the sheep. Draw a line around each sheep you find. How many are there?



"God will gather the lambs and carry them. God will gently lead the mother sheep."


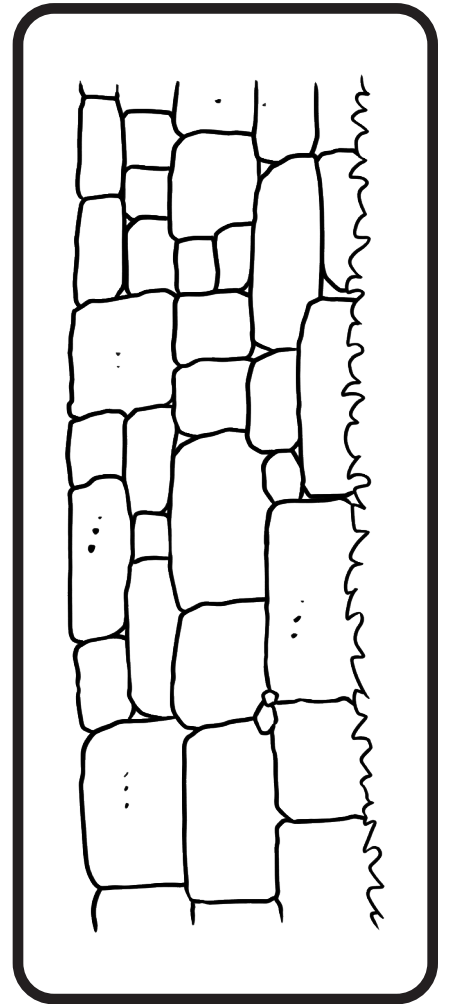


Follow the Shepherd

Connect the dots to see what kind of animals the shepherd is leading!
Color the picture.



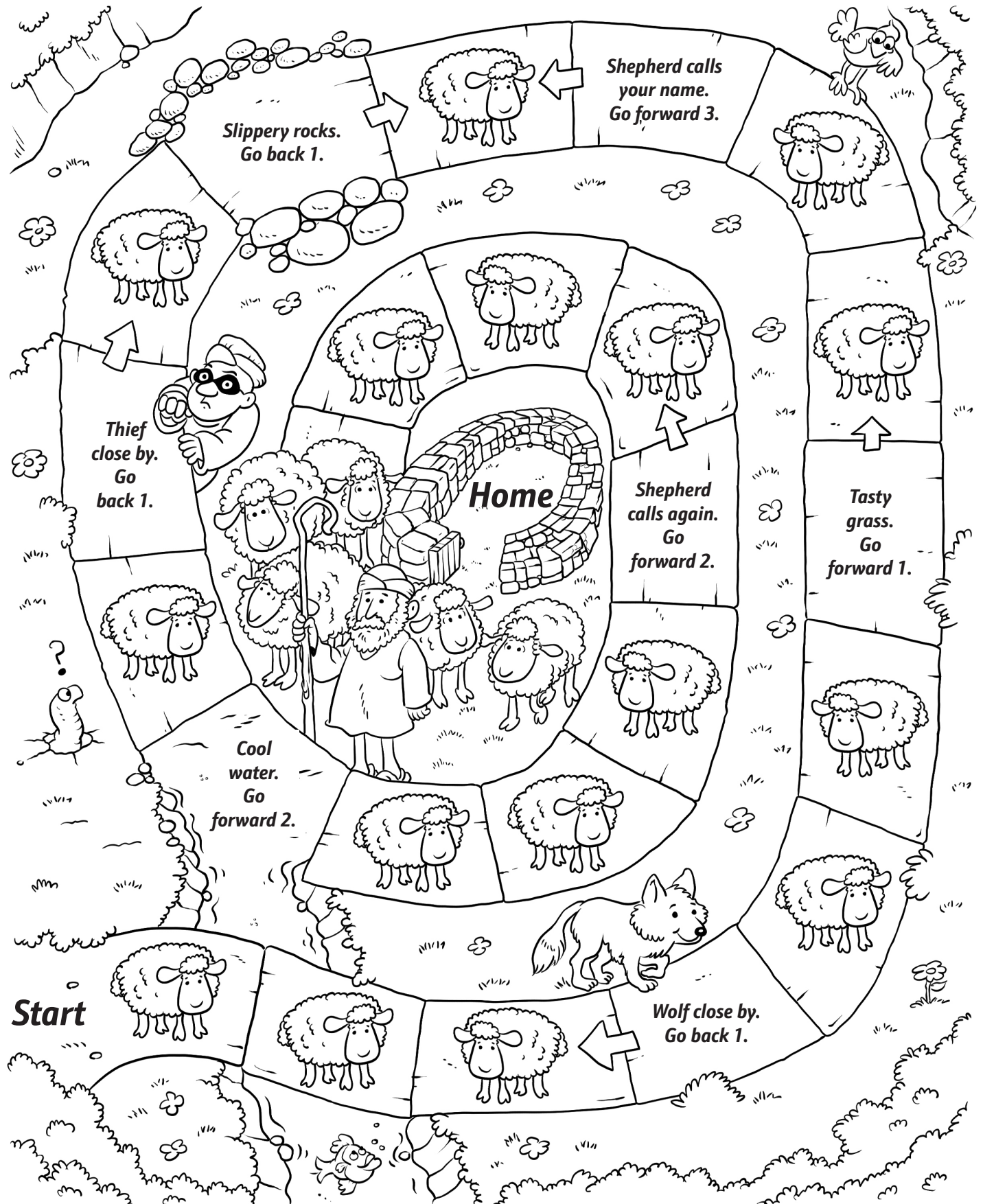
Shepherd Story Play

Color and cut out the figures to tell the story of the Good Shepherd.




Safe Sheep Game

God is like a shepherd providing shelter and protection. Find a partner and choose a game piece to move along the path. Toss a coin. Move your game piece 2 spaces for heads and 1 space for tails.




Find the Lost Sheep

Help the shepherd find the lost sheep! Draw a line through the maze to find the sheep.



Illustrations by Dana Regan

Find and circle or count the items next to each picture.



1. Circle and find:

- Spotted sheep
- Bird
- Fish
- Two bushes

2. How many sheep are in the picture?


3. How many flowers are in the picture?

1. Circle and find:

- Lamp
- Basket
- Pile of dirt
- Lost coin

2. How many jars are on the floor?


3. How many cups are in the picture?



Praise God with Music


15A




Draw a line to connect each close-up picture with the correct instrument.



Count the Sheep

Jesus the Shepherd will lead all the sheep to a stream of water. How many sheep are going to the stream? Count each type of sheep and write the amount in the correct box at the bottom of the page. Then count the total number of sheep!



	<input type="text"/>		<input type="text"/>		<input type="text"/>
---	----------------------	---	----------------------	---	----------------------