

Teaching Aids

SESSION 1

Letter to Families



Dear Families,

Welcome to a new quarter of Shine! The quarter begins with nine stories of Lent and Easter from the book of Luke in the New Testament. Your child will be hearing stories of Jesus' teaching ministry and his last days with his friends. This set of stories will be followed by five stories based on Paul and John's letters to the churches.

Developing simple traditions with your children helps them see how you relate to God in your daily life, and it builds a sense of identity as children grow in faith. Try to incorporate simple rituals into your day, week, and year—mealtime and bedtime prayers, back-to-school blessings, Advent and Lenten calendars, and so on. These recurring experiences help children feel loved and secure.

Pray Together!

Young children benefit from a lot of practice naming emotions and feelings. One simple way you can pray with your child is by asking how they feel and then telling God about that feeling.

Model this for your child.

Dear God, I feel _____. (*Insert word for feeling.*)

Help me, God, today.

Dear God, _____ (*insert child's name*) **feels _____.** (*Insert word for feeling.*)

Help _____, (*insert child's name*) **God, I pray. Amen.**

Learn a Verse

The two Bible memory verses for this quarter are listed below. As children repeat these words with their friends each week, they will naturally begin to memorize the words. Consider adding the Bible memory verses to your daily routine. For instance:

- Cut out the verses below and post them on a kitchen refrigerator, bathroom mirror, or bedroom wall.
- Say the words during your daily routine, such as after a meal or before bed.
- Clap with each word or make up a tune to sing the words together.

Words from the Bible can be a great gift to children as they go through life. Sharing them with you makes these words even more meaningful.

Dear friends, since God loved us this much, we must love each other.

—1 John 4:11
(CEV)

Love is patient; love is kind. Love never ends.

—1 Corinthians 13:4a, 8a
(NRSVue)

SHINE
LEAVE NO CORNER UNLIT



SESSION 1

Get-Well Kit Tags and Supply Lists


During Responsive Play (Create), choose items from the lists below, or come up with your own ideas, to make a get-well kit for someone in the congregation. Copy and cut apart a tag and have the children sign it. Attach it to the kit.

Child Get-Well Kit

Tissues
Box of crayons
Paper or coloring book
Book
Small toy
Play dough
Stuffed animal
Snack mix

Adult Get-Well Kit


Tissues
Tea and honey
Warm socks
Book of crossword puzzles
Lotion
Snack mix



SESSION 2

"God Loves You!" Card

Copy one for each child, and fold into a quarter-size greeting card to use in Responsive Play (Create).



God
loves
you!

SESSION 2
Story Song

Sing these words to the tune of “The Wheels on the Bus” during Share the Story (Re-play).

The servant of the man said, “Come and eat! (*Gesture “come” with your hand.*)
Come and eat! Come and eat!”
The servant of the man said “Come and eat!”
to the guests.

The guests of the man said, “We can’t come! (*Wiggle your finger “no.”*)
We can’t come! We can’t come!”
The guests of the man said, “We can’t come
to the party!”

The man told the servant, “Go find more! (*Point your finger.*)
Go find more! Go find more!”
The man told the servant, “Go find more
guests to come!”

The servant of the man said, “Come and eat! (*Gesture “come” with your hand.*)
Come and eat! Come and eat!”
The servant of the man said “Come and eat”
to new guests.

The man told the servant, “Go find more! (*Point your finger.*)
Go find more! Go find more!”
The man told the servant, “Go find more
guests to come!”

The servant of the man said “Come and eat! (*Gesture “come” with your hand.*)
Come and eat! Come and eat!”
The servant of the man said “Come and eat!”
on the streets.

The party was filled with all new guests! (*Wiggle all 10 fingers.*)
All new guests! All new guests!
The party was filled with all new guests
from the streets!

Jesus said that all can come! (*Hold your hands wide.*)
All can come! All can come!
Jesus said that all can come
to God’s feast!



SESSIONS 2, 6, 7
Play Dough Recipe

Play Dough Recipe

1 cup / 250 ml flour (not self-rising)
1 T / 15 ml vegetable oil
½ cup / 125 ml salt
1½ tsp / 7 ml cream of tartar
1 cup / 250 ml water

Mix in saucepan and heat briefly over low heat for approximately 15 minutes. Dough is ready when it rolls into a ball. Keep dough fresh in an airtight container. To make different colors, add food coloring to the water.

Microwave recipe: Heat the water and some of the salt (about ⅓ of a cup) in the microwave on high for 2 minutes, or until very hot to the touch. Meanwhile, mix the rest of the salt and the other ingredients in another bowl. Remove water/salt mixture from microwave, add food coloring, stir vigorously, and immediately pour over the other ingredients. Mix immediately. Heat the dough for one more minute on high. For best results, flatten and fold it a few times while hot.

SESSION 10
Move Song







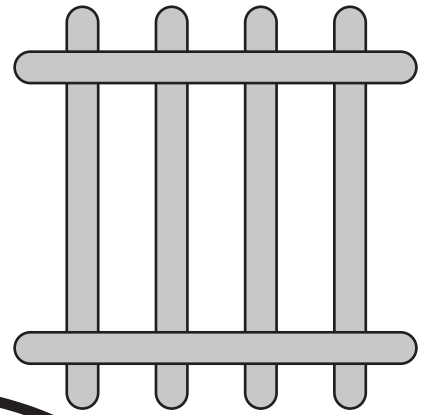
This song is used during Responsive Play (Move). Chant these words rhythmically while a child walks around the circle to deliver the letter, or sing them to the tune of “A Tisket, A Tasket.”

**A let-ter, a let-ter,
Paul wrote his friends a let-ter.
“Love is pa-tient, love is kind.”
Paul wrote it in the letter.**

**A let-ter, a let-ter,
Paul wrote his friends a let-ter.
It was delivered to the church
and now the let-ter is here! (*Stop and drop the letter.*)**

SESSION 3
Fence and Sheep Templates

Copy the sheep template onto card stock for Responsive Play (Create). Cut them out and glue them onto the fences made from wooden craft sticks. There should be one sheep per completed fence.




SESSION 4
Story Cards

Make a copy of the Story Cards. Cut out the cards and put them in a bowl to use during Share the Story (Re-play).



1 Take Money



2 Feed Pigs



3 Walk Home



4 Hug Father



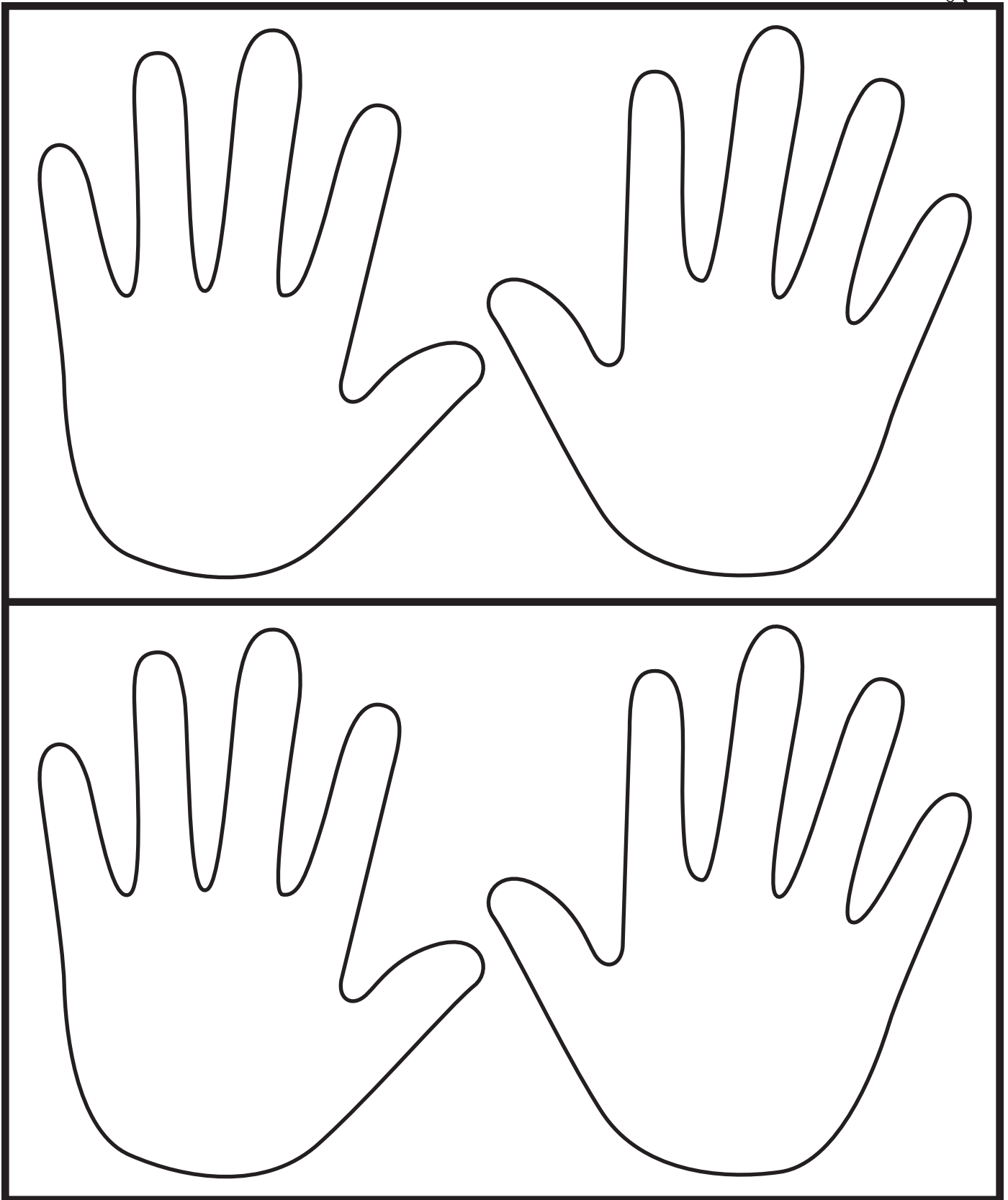
5 Put on Sandals



6 Eat at Party

SESSION 4
Hands Template

Copy these hands onto colorful paper, one set of hands per child, for Responsive Play (Make Peace).



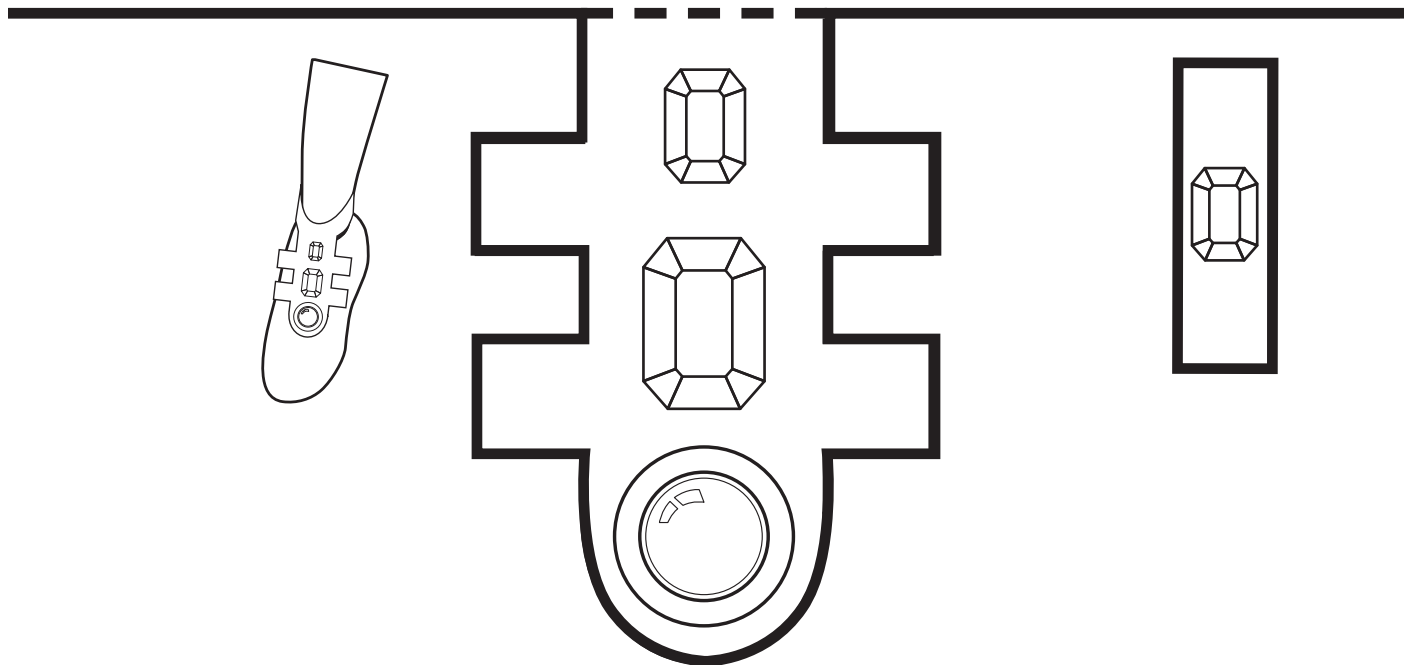
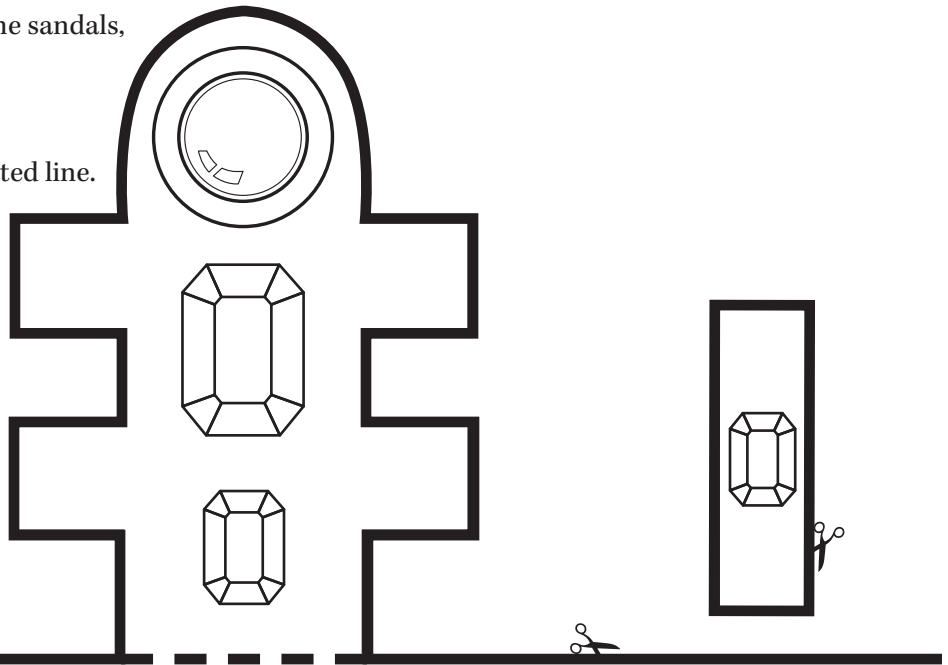
SESSION 4

"Welcome Home" Gifts

Copy this page for every child to create sandals and rings during Responsive Play (Create).


Instructions:

- The sandals are just the top part of the sandals, so they can be worn over your shoes.
- Decorate the sandals and rings.
- Fold this page in half on the bold dotted line.
- With the page folded, cut out the sandal shape and the ring.
- Unfold. Cut on the bold dotted line to form two sandals.
- Fold the short dotted line of each sandal.
- Wrap the long tabs around each ankle and tape in place.
- Tape the rings around your fingers.



SESSION 5
Coat Template

Make a copy of this coat for each child for use in Responsive Play (Create).

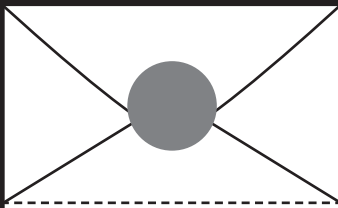
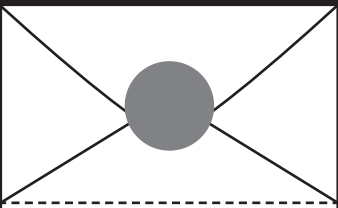
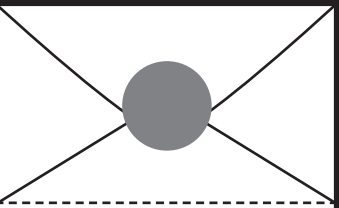
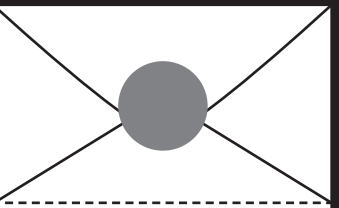




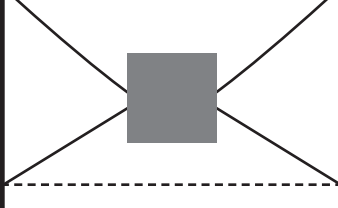
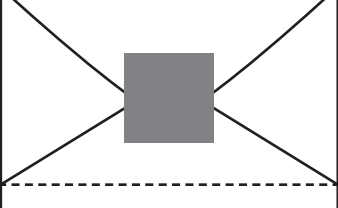
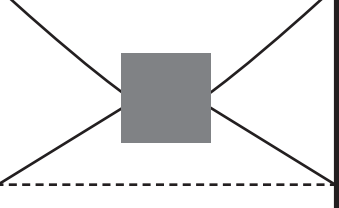
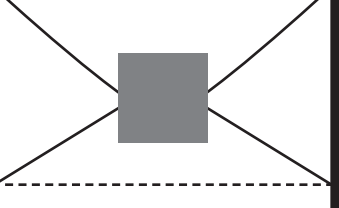



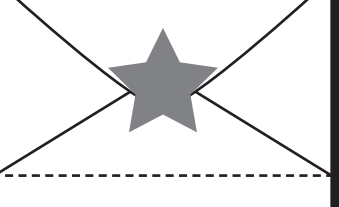


SESSIONS 9-12

Game Letters

Cut out the Game Letters on the solid lines. Fold them in half on the dotted lines. Use the Game Letters as instructed for Share the Story and with the "Letters to the Churches" Game (Teaching Poster).



 The church is like a body.	 The church is like a body.	 The church is like a body.	 The church is like a body.
 Love is patient; love is kind.	 Love is patient; love is kind.	 Love is patient; love is kind.	 Love is patient; love is kind.
 Jesus gives us peace.	 Jesus gives us peace.	 Jesus gives us peace.	 Jesus gives us peace.
 God is close by.	 God is close by.	 God is close by.	 God is close by.

SESSION 10
Heart Cards

Copy and cut apart the Heart Cards for use during Share the Story (Re-play).



PATIENT



KIND



SHARING



TRUSTING



HOPEFUL



CARING



HUMBLE



A GIFT

SESSION 13
Heart Puzzle

Copy the puzzle onto stiff paper, such as cover stock or card stock. Make a copy for each child for Share the Story (Re-play) and cut apart the pieces.

