

# Teaching Aids

## SESSION 1

### Letter to Families

---



#### **Dear Families,**

We are so thankful to spend this time with your children. Over the next 13 weeks, children will hear parables of Jesus, engage with the events of Holy Week, and learn some important lessons sent to early followers of Jesus. We invite you to read together, pray together, and write together as a family. See some specific ideas below to engage in these themes together.

#### **Read Together!**

The first four sessions of this quarter focus on parables, or stories, told by Jesus. Spend time together as a family reading some of your favorite children's books and Bible stories. Parents can also tell stories from their childhood to their children. Talk about any lessons that you can learn as a family from each story you read or hear together.

#### **Pray Together!**

During Lent, the children will sense many different emotions, from the high of Palm Sunday, to the low of Jesus' final meal with friends leading to his death on the cross, to the confusing high that Jesus is alive on Easter! Children will pray about the "mountains" and "valleys" in their lives for several sessions. Pray together as a family in the same way. Take turns talking about the highs and lows of life. What are the positive and negative moments from your past week? Offer them to God in prayer.

#### **Write Together!**


The final five sessions of this quarter will teach children about important messages to the early churches in letters sent by Paul and John. Work together to write letters and send them in the mail to family and friends. Even just a note to remind people that they are loved by God can make a huge difference.

**May God bless your family as you read, pray, write, and learn together!**



**SESSION 5**  
**Crown Template**

Copy onto card stock for each child to use during Explore (Create). Cut out the crown and the two strips at the bottom.



Copy and cut apart to use during Connect to the Bible.



---

**Then he took**

---

**a loaf of bread,**

---

**and when he had given thanks**

---

**he broke it and gave it to them,**

---

**saying, “This is my body,**

---

**which is given for you.**

---

**Do this in remembrance of me.”**

---

**And he did the same**

---

**with the cup after supper,**

---

**saying, “This cup**

---

**that is poured out for you**

---

**is the new covenant in my blood.”**

---

—Luke 22:19–20 (NRSVue)

---




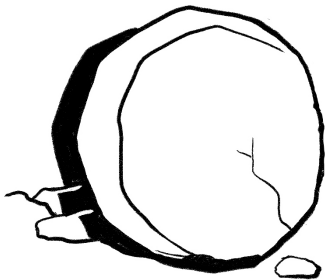
**SESSION 7**  
**Story Images**

Copy and cut apart to use at the story stations during Explore (Retell). Each child will need one copy of each image to glue on booklet page 7B.



**SESSION 7**  
**Story Station Labels**

Cut these labels apart and set in four different areas with the matching Story Images during Explore (Retell).

	<p><b>Jesus prays at the Mount of Olives.</b></p>		<p><b>Jesus is put on a cross.</b></p>
	<p><b>Jesus is arrested.</b></p>		<p><b>Jesus' body is put in a tomb.</b></p>

**SESSION 8**  
**Easter Message**

Copy and cut apart to add to play dough Easter eggs during Explore (Create).



---

**Let your resurrection** **POWER** **shape me.**

---

**Let your resurrection** **POWER** **shape me.**

---

**Let your resurrection** **POWER** **shape me.**

---

**Let your resurrection** **POWER** **shape me.**

---

**Let your resurrection** **POWER** **shape me.**

---

**SESSION 9**

**Question Cards**


Copy and cut apart to use with the “Delivering Mail” Game (Teaching Poster).



<p><b>What church did Paul write his letter to?</b></p> <p>Rome</p>	<p><b>True or false?</b> <b>A body has many parts.</b></p> <p>True</p>	<p><b>What is one of your gifts?</b></p> <p>(Any answer is correct.)</p>
<p><b>What was the church supposed to offer God as a living sacrifice?</b></p> <p>Their bodies</p>	<p><b>What is one of your gifts?</b></p> <p>(Any answer is correct.)</p>	<p><b>True or false?</b> <b>If we are part of Jesus' body, we are not part of one another.</b></p> <p>False</p>
<p><b>Name one of the gifts Paul listed in his letter.</b></p> <p>Helping Teaching Comforting Giving Leading Taking Care of Others</p>	<p><b>Name one of the gifts Paul listed in his letter.</b></p> <p>Helping Teaching Comforting Giving Leading Taking Care of Others</p>	<p><b>Name one of the gifts Paul listed in his letter.</b></p> <p>Helping Teaching Comforting Giving Leading Taking Care of Others</p>

**SESSION 9**  
**Puzzle Coloring Page**

Make one copy for each child to use during Explore (Create).



**SESSION 10**

**Question Cards**

Copy and cut apart to use with the “Delivering Mail” Game (Teaching Poster).



<p><b>What church did Paul write his letter to?</b></p> <p>Corinth</p>	<p><b>True or false? Love is patient.</b></p> <p>True</p>	<p><b>True or false? Love is jealous.</b></p> <p>False</p>
<p><b>What was the main subject of this letter?</b></p> <p>Love</p>	<p><b>True or false? Love is kind.</b></p> <p>True</p>	<p><b>True or false? Love keeps track of wrong things people do.</b></p> <p>False</p>
<p><b>What was a problem in the church?</b></p> <p>People were arguing with each other.</p>	<p><b>What are the three most important things to have according to Paul?</b></p> <p>Faith, hope, and love</p>	<p><b>What instrument did Paul say he was if he did not have love?</b></p> <p>Noisy gong or a clanging cymbal</p>



**SESSION 11**  
**Question Cards**

Copy and cut apart to use with the “Delivering Mail” Game (Teaching Poster).



<p><b>What church did Paul write his letter to?</b></p> <p>Ephesus</p>	<p><b>What is a key word in Paul’s letter?</b></p> <p>Peace</p>	<p><b>Whom has Christ made peace between?</b></p> <p>People from different families</p>
<p><b>Paul said the church was like a building. Who built the foundation?</b></p> <p>Prophets and apostles (or disciples)</p>	<p><b>Why did Paul write his letter?</b></p> <p>To help different groups come together as one church</p>	<p><b>True or false? Some people are still strangers and foreigners.</b></p> <p>False (All people are now citizens in the family of God.)</p>
<p><b>How did Christ make peace between different groups?</b></p> <p>By breaking down the wall of hatred that separated people</p>	<p><b>How is Jesus the most important stone in the building?</b></p> <p>Jesus holds the building together and makes it grow into a temple for God.</p>	<p><b>True or false? The building Paul writes about is a real building.</b></p> <p>False. The people are like a building where God’s Spirit lives.</p>

**SESSION 12**

**Question Cards**

Copy and cut apart to use with the “Delivering Mail” Game (Teaching Poster).



<p><b>What church did Paul write his letter to?</b></p> <p>Philippi</p>	<p><b>What secret did Paul learn?</b></p> <p>The secret of being content, being happy with what he has</p>	<p><b>How were the people supposed to treat others?</b></p> <p>With gentleness</p>
<p><b>What is one thing to focus your mind on?</b></p> <p>Anything excellent Admirable True Holy Just Pure Lovely Worthy of praise</p>	<p><b>What is one thing to focus your mind on?</b></p> <p>Anything excellent Admirable True Holy Just Pure Lovely Worthy of praise</p>	<p><b>What is one thing to focus your mind on?</b></p> <p>Anything excellent Admirable True Holy Just Pure Lovely Worthy of praise</p>
<p><b>Instead of being anxious, what were the people supposed to do?</b></p> <p>Pray to God</p>	<p><b>How can Paul endure anything?</b></p> <p>Through the power of the one who gives him strength</p>	<p><b>What did Paul want the church to be filled with?</b></p> <p>Joy or gladness</p>

**SESSION 12**  
**"Rely On God" Situations**

Copy and cut apart to use during Explore (Move).



---

**Playing in an important soccer game**

---

**Preparing for a violin recital**

---

**Taking a test at school**

---

**Going to Grandma and Grandpa's house**

---

**Meeting new people at a birthday party**

---

**Going to summer camp**

---

**Falling off your bike**

---

**Learning to rollerblade**

---

**Doing yard work or cleaning the house**

---

**Starting a cooking class**

---

**Spending the night at a friend's house**

---

**Taking swimming lessons**

---

**SESSION 13**  
**Question Cards**

Copy and cut apart to use with the “Delivering Mail” Game (Teaching Poster).

<p><b>Who wrote this letter?</b></p> <p>Apostle John</p>	<p><b>What is the theme of this letter?</b></p> <p>God is love.</p>	<p><b>Why should we love other people?</b></p> <p>Because God loves us.</p>
<p><b>How do we know that we live in God and God lives in us?</b></p> <p>God has given us the Spirit.</p>	<p><b>How does love make us bold?</b></p> <p>Perfect love takes away fear.</p>	<p><b>True or false?</b> <b>We have not seen God so we can't trust God's love.</b></p> <p>False</p>
<p><b>Why did God send Jesus to live among us?</b></p> <p>So that we could find life and forgiveness and know God's love.</p>	<p><b>What did Jesus do because he loved us so much?</b></p> <p>Jesus gave his life for us.</p>	<p><b>Can you love God and hate your brother or sister?</b></p> <p>No</p>

**SESSION 13**  
**Heart Template**

Copy onto card stock and cut apart. Children will trace the heart during Explore (Create).

