

Teaching Aids

SESSION 1

Letter to Families



Dear Families,

Welcome to the Fall 2024 quarter of Shine Curriculum. Children will explore the beauty, artistry, and majesty of God's creation. They will also learn about the prophets and leaders that God chose to guide the Israelites. Samuel and David were called by God when they were very young. Ruth and Abigail handled difficult circumstances with creativity and compassion.

Here are some ideas to extend your child's learning at home:

Pray Together!

Children will learn the spiritual practice of praising God. What can your family praise God for?

Try using different names for God, such as Shepherd, Creator, or Comforter. These names can remind you of the qualities of God.

Children will also learn a hand prayer. Point to each finger as you pray in the following way:

(Touch palm.) **God, we pray for all who need your love.**

(Touch thumb.) **Be close to our family and friends.**

(Touch pointer finger.) **Give our leaders wisdom and strength.**

(Touch middle finger.) **Comfort all those who may feel forgotten or alone.**

(Touch ring finger.) **Keep workers safe. Thank you for all they do.**

(Touch pinky.) **Thank you for creating me, knowing me, and loving me.**

(Touch palm.) **Let all people feel your love today. Amen.**

Care for Creation Together

No one likes to pick up someone else's mess, but when we show care and responsibility for our surroundings, we are also demonstrating gratitude for the world God has given us. Carry trash bags and gloves with you when you go out and put your children on "trash patrol" to spot litter in public places.

Cook Together

God provided oil and flour for a widow in Zarephath. Try making flatbread with just oil, flour, and water!

1 cup / 120 g flour (plus a little more for kneading the dough)

2 T / 30 ml olive oil

½ cup / 120 ml water

Mix the ingredients in a bowl. The dough will be moist and should hold together. Sprinkle flour on your workspace and knead the dough for about five minutes. Make small balls of dough, then roll out flat into thin circles. Place circles on a greased cookie sheet. Bake in a preheated oven at 350° F / 180° C for 20 minutes until crisp, like a cracker.


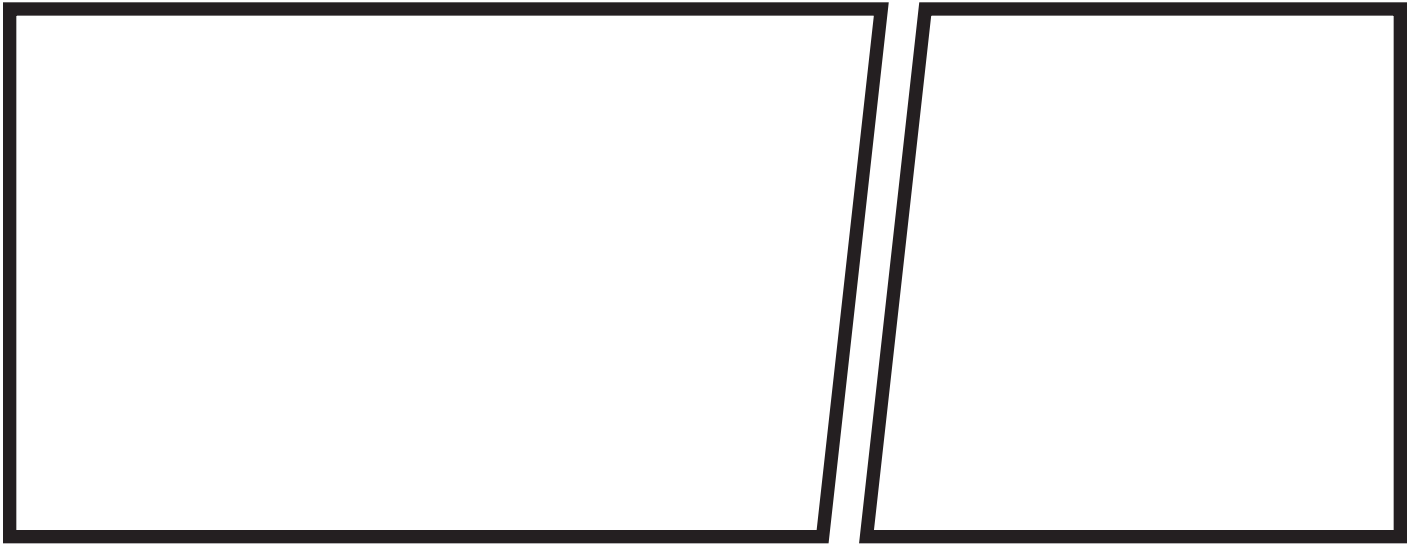


May God bless your family as you grow in faith together!



SESSION 2
Comic Strip Template

Make enough copies so that each child can have one for use in Explore (Create).



SESSION 2

Decisions List

Read the prompts below during Explore (Move).

- Adam and Eve walked and talked with God in the garden.
- I yelled at my friend.
- I prayed for my grandma.
- I threw my trash in the yard.
- I played with someone new in my class.
- I made a mean face.
- I took something that wasn't mine.
- Adam and Eve ate from the tree in the middle of the garden.
- I hugged my cousin.
- I copied my friend's homework.
- I said something unkind about another person.
- I comforted my friend.
- I helped my parents at home.
- I laughed at someone who was crying.
- I shared my bike.
- I lied to my parents.
- I apologized for hurting my brother.

SESSION 3

Helpers List

Use this list during Connect to Each Other.

- Clap 10 times if you have watered a plant.
- Pat your head three times if you have folded laundry.
- Hop six times if you have cleaned up toys.
- Jump five times if you have fed an animal.
- Touch your toes if you have picked up or taken out trash.
- Spin around three times if you have cleaned an animal's cage or a fish tank.
- Do four arm circles if you have given an animal water to drink.
- Run in place for 10 seconds if you have planted a flower, vegetable, or tree.
- Do three jumping jacks if you have swept or mopped the floor.
- Snap three times if you have taken an animal for a walk.

SESSION 3
Creation Labels

Copy and cut apart the cards for use in Explore (Move).

star	moon	cloud
island	waterfall	river
cave	bluebird	walrus
seahorse	ant	penguin
octopus	ostrich	palm tree
grass	cow	lion

SESSION 5
Verse Cards

Copy and cut apart the Verse Cards to use during Connect to the Bible.

Lord God, you	created heaven	and earth by
your great	power and	outstretched
arm; nothing is	too hard	for you! —Jeremiah 32:17 (CEB)


SESSION 6
Goddag Game Greetings

Use these greetings during Explore (Move).

- Goddag (Swedish) → [goo-DAHG]
- Buenos dias (Spanish) → [bwenos DI-as]
- Bonjour (French) → [bohn-ZEUR]
- Guten Tag (German) → [goo-ten TAHK]
- Ni hao (Mandarin) → [NEE how]
- Selam (Amharic) → [suh-LAHM]
- Hujambo (Swahili) → [hu-JAM-boh]
- Sawubona (Zulu) → [sah-wu-BON-uh]
- Bok (Croatian) → [BOHK]

SESSION 6
Helping Leaves

Copy onto white or light green paper. Each child will need four or five leaves. You may wish to cut out some in advance for younger children. Use during Explore (Create).



SESSIONS 7, 10, 12, 13
Trivia Game Instructions

Supplies:

- The Peace Table: A Storybook Bible*
- “Trivia Challenge” Teaching Poster
- Trivia Questions (pp. 90–91)
- Sticky notes or squares of paper, one color per team
- Construction paper



Instructions:

Lay the “Trivia Challenge” Teaching Poster on a table. Use construction paper to cover any columns you won’t be using. Divide into teams of three or four people and assign a color to each team. On a turn, the team chooses a category and number of points, such as “Ruth for 400.” When a team correctly answers a question, they will lay a small square of paper or a sticky note in their assigned color on the box of the question they answered. At the end, add up the number of points they received to determine a winner.

SESSION 8
Scrambled Word Cards

Copy and cut apart the Scrambled Word Cards to use during Connect to the Bible.

heT	irgth	orwd
ta eth (2 words)	grhti	mtie
si	keli	repscoiu
ogdl	est ni (2 words)	livers.

SESSIONS 7, 10, 12, 13

Trivia Questions

Use the Trivia Questions with the game on the “Trivia Challenge” Teaching Poster. The game is played multiple times, so use different questions each time. Check off the questions as you use them or write down the names of the children who answered each one. Page numbers refer to *The Peace Table: A Storybook Bible*.

RUTH (pages 70–73)

200 points

- When Ruth and Naomi left Moab, where did they go? (*Bethlehem*)
- What were the names of Naomi’s two daughters-in-law? (*Orpah and Ruth*)
- Give an example of someone helping a family member in this story. (*Ruth traveled with Naomi; Ruth worked in the field to feed Naomi; the adults cared for baby Obed*)

400 points

- Whom did Ruth share her food with? (*Naomi*)
- What job did Ruth have? (*gathering grain in the field*)
- Whose field did Ruth work in? (*Boaz*)

600 points

- What was the name of the man who helped Ruth? (*Boaz*)
- How did Boaz show kindness to Ruth? (*let her pick grain in his field; let her drink from the water jars; invited her to share lunch; told his workers to be kind to her*)
- Ruth was gathering the grain that was left by the main workers. What is this practice called? (*gleaning*)

800 points

- What was the name of Ruth and Boaz’s son? (*Obed*)
- Obed was the grandfather of which king? (*King David*)
- What did the neighborhood women call baby Obed? (*Naomi’s boy*)

SAMUEL (pages 76–79)

200 points

- What was the name of the priest? (*Eli*)
- Where did Samuel live? (*at the temple*)
- What was in the room where Samuel slept? (*Ark of the Covenant*)

400 points

- What did a voice first say to Samuel one night? (*“Samuel, Samuel”*)
- Why did Samuel wake up Eli at night? (*He thought Eli was calling him.*)
- Whose voice did Samuel hear one night? (*God’s voice*)

600 points

- What did Samuel say when he heard God’s voice? (*“Here I am” and “I am listening, God. What do you want me to do?”*)
- What was God’s message? (*Eli’s sons would be punished for their wrongdoing.*)
- How did Samuel feel about telling God’s message to Eli? (*afraid*)

800 points

- What was Samuel’s job when he grew up? (*prophet*)
- What is a prophet? (*a person who shares God’s messages*)
- Who did Samuel anoint to be king of Israel? (*David*) – **Note:** Do not use in session 7.

DAVID (pages 79 and 83)

200 points

- How did David help his family when he was a boy? (*took care of sheep*)
- Who was David's father? (*Jesse*)
- Where did David and his family live? (*Bethlehem*)

400 points

- Why did God send Samuel to David's home? (*to choose a new king*)
- How many brothers did David have? (*seven*)
- What was the name of one of David's brothers? (*Eliab, Abinadab, Shammah*)

600 points

- Which of Jesse's sons was chosen to be the next king? (*David*)
- What did Samuel do to show that David was the next king? (*anointed him with oil*)
- People care about how others look. God cares about _____. (*what is in their hearts*)

800 points

- How old was David when he became king? (*30*)
- King David helped Saul's grandson. What was his name? (*Mephibosheth*)
- How did King David help Mephibosheth? (*gave back Saul's land; had him eat at his table*)

SOLOMON (pages 90–95)

200 points

- How did God speak to Solomon? (*in a dream*)
- What did Solomon ask for when God came to him in a dream? (*wisdom; to know the difference between right and wrong*)
- What did God promise Solomon besides wisdom? (*that he would be rich, respected, greater than other kings, and would live a long life*)

400 points

- Why was Solomon famous? (*he was wiser than anyone else in the world*)
- What did Solomon know a lot about? (*plants, animals, birds, reptiles, fish*)
- How did Solomon share his wisdom? (*wrote wise sayings and songs*)

600 points

- What did Solomon build for God? (*a temple*)
- What did Solomon do when the temple was complete? (*gathered the people to pray and bless the temple*)
- Share three facts about the temple. (*took seven years to build; walls of cedar; floors of pine; altar covered in gold; Ark of Covenant kept there; included a "holy place"; had an altar*)

800 points

- What was one wrong thing that Solomon did? (*made people slaves; worshipped other gods; built shrines to other gods; forgot to obey God*)
- What special things were in the Ark of the Covenant? (*Moses' stone tablets*)
- "What other ruler came to visit Solomon?" (*Queen of Sheba*)

ELIJAH (pages 100–101)

200 points

- How did Elijah get his food in the wilderness? (*ravens brought it*)
- What food did the ravens bring for Elijah? (*bread and meat*)
- Elijah was a prophet. Which king did he speak to? (*King Ahab*)

400 points

- Why did the creek dry up? (*there was no rain*)
- Why was the widow gathering sticks? (*to build a fire and make one last meal*)
- What town did the widow live in with her son? (*Zarephath*)

600 points

- What did Elijah ask the widow to give him? (*a cup of water and a piece of bread*)
- What two food items did the woman have left? (*flour and oil*)
- Why didn't the widow want to give the food to Elijah? (*she only had enough for one more meal for her and her son*)

800 points

- Who ate the food the widow made? (*the widow, her son, Elijah*)
- What promise did God make to the widow? (*the jar of flour and bottle of oil would not run out until the rain came*)
- What happened when the widow made the food? (*the flour and oil did not run out*)

SESSION 9

"Abigail Race" Instructions

Instructions

Divide into groups of three to five children to play. Pass out a copy of the instructions in the box to each team during Explore (Move).



"Abigail Race" Instructions

1. Work together to make up a chant to explain the situation between Nabal and David. Say it to your teacher. The teacher will give you permission to move to the next activity.
2. Work together to draw: 5 sheep, 2 jugs of wine, 20 loaves of bread, 10 clusters of raisins, 20 fig cakes, and some grain. (*Note: Abigail really took 200 loaves of bread, 100 clusters of raisins, and 200 fig cakes!*)
3. One at a time, go around the room pretending to ride a donkey while carrying your drawing. Pass off the drawing to next person as he or she begins. Everyone must touch each corner of room.
4. As a group, bow low (touch your forehead to the ground) five times. Say "Don't fight, David!" each time you bow.

"Abigail Race" Instructions

1. Work together to make up a chant to explain the situation between Nabal and David. Say it to your teacher. The teacher will give you permission to move to the next activity.
2. Work together to draw: 5 sheep, 2 jugs of wine, 20 loaves of bread, 10 clusters of raisins, 20 fig cakes, and some grain. (*Note: Abigail really took 200 loaves of bread, 100 clusters of raisins, and 200 fig cakes!*)
3. One at a time, go around the room pretending to ride a donkey while carrying your drawing. Pass off the drawing to next person as he or she begins. Everyone must touch each corner of room.
4. As a group, bow low (touch your forehead to the ground) five times. Say "Don't fight, David!" each time you bow.

"Abigail Race" Instructions

1. Work together to make up a chant to explain the situation between Nabal and David. Say it to your teacher. The teacher will give you permission to move to the next activity.
2. Work together to draw: 5 sheep, 2 jugs of wine, 20 loaves of bread, 10 clusters of raisins, 20 fig cakes, and some grain. (*Note: Abigail really took 200 loaves of bread, 100 clusters of raisins, and 200 fig cakes!*)
3. One at a time, go around the room pretending to ride a donkey while carrying your drawing. Pass off the drawing to next person as he or she begins. Everyone must touch each corner of room.
4. As a group, bow low (touch your forehead to the ground) five times. Say "Don't fight, David!" each time you bow.

SESSION 9

"No Way, It's Okay" Situations

Use during Connect to Each Other.

- Your brother eats the vegetables off your plate at dinner when you aren't looking.
- Your dad says you have to take out the trash again this week, even though it's your brother's week to do it.
- Your friend takes your favorite book without asking.
- Your cousin gets takeout food but doesn't share any with you.
- There is money missing from your wallet. Your sister was looking in your wallet earlier, but she says she didn't take it.
- The goalie blames you when the other team scores a goal. She says you should have been a better defender.
- Two people at your table in art class spill paint. The art teacher makes you help clean it up, even though it wasn't your fault.
- Your friend insists that you both watch a movie, but you have already seen it and did not like it.

SESSION 11

"What Would You Choose?" Questions

Read the questions during Connect to Each Other. If you have a large group, print the questions out and give a set to smaller groups of children.

- If you could make one rule that every person in the world had to follow, what rule would you choose?
- If you could eat any food right now, what would you choose?
- If you could choose to go anywhere in the world, where would you go?
- If you could choose to have one wish come true this week, what would it be?
- If you were given a million dollars, how would you choose to spend it?
- If you could choose any person from the Bible to meet, who would it be?
- If you could choose to quit school and have a job, what would it be?
- If you could choose to stay up late at night or get up early in the morning, what would you pick?
- If you were suddenly old enough to drive a vehicle, what kind would you choose?
- If you could give every child in the world a gift, what would you choose to give them?

SESSION 11

"Wise Words?" Statements

Read these statements during Explore (Move).

- When you feel lonely, talk to someone who loves you.
- It is okay to be mean to people.
- Offer to help people when you can.
- Lie to your parents so that you don't get in trouble.
- We can all help care for the earth.
- It's better to fight than to talk about things.
- Be kind and patient with people.
- Learn as much as you can.
- If something is hard, you should quit.
- When someone feels angry, say kind things to them.
- Eating healthy foods is good for your body.
- Yelling at your friends is a good idea.
- Ask for help when someone hurts you.
- It is okay to take toys from your friend without asking.
- Listening to music can help us feel calm inside.

SESSION 12
Needs Cards

Print sets of cards for the Connect to Each Other activity, one set per child or pair of children. Use a paper cutter to cut apart each set of cards. Paper-clip each set together, or place in individual envelopes.

Health	Safety
COMFORT	LOVE
PLAY	<i>Creativity</i>
FOOD	Shelter
PEACE	WATER

SESSION 13
Door Hangers

Color and cut out these door hangers to use during Explore (Create). Keep one for your home and give one as a gift to someone who has welcomed you into their home.

